



Valve Regulated Lead-Acid Rechargeable Battery



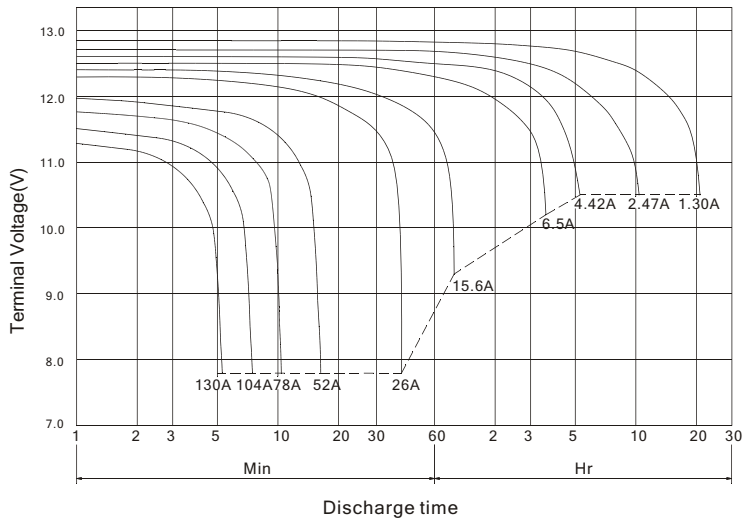
EVP26-12

The battery is constructed by plates, separators, safety valves and container. Since the electrolyte is held by a glass-mat separator and plates, the battery can be used in any direction and position without leakage.

PERFORMANCE SPECIFICATIONS

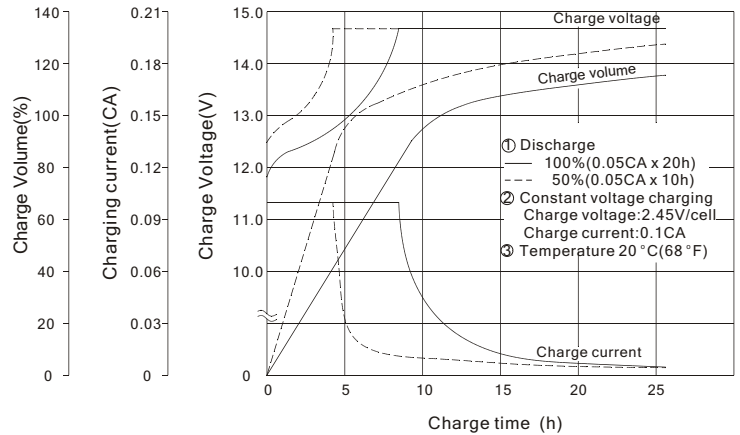
Nominal Voltage(V).....	12 volts(6cells in series)
Nominal Capacity(AH)	
20 Hour rate F.V.(1.75V/cell) (1.30A to 10.50volts)	26.0A.H.
5 Hour rate F.V.(1.75V/cell) (4.42A to 10.50volts)	22.1A.H.
30 Min rate F.V.(1.30V/cell) (32.5A to 7.80volts)	16.3A.H.
Approximate Weight	10.0kg(22.05lbs.)
Terminal	
Standard.....	Type B1
Optional.....	Type T2,I1
Internal Resistance (Fully Charged Battery).....	<7mΩ
Maximum Discharge Current For 5 sec.(A).....	390A
Maximum Charge Current(A).....	7.80A
Ambient Temperature	
Charge.....	0°C(32°F)~40°C(104°F)
Discharge.....	-20°C(-4°F)~50°C(122°F)
Storage.....	-20°C(-4°F)~40°C(104°F)
Vibration test:	
Frequency: 16.7HZ	
Amplitude: 4mm	
Vibrate the battery horizontally or vertically for 60 minutes. The battery have no abnormality.	
Case.....	ABS
Dimension(mm/inch)	
Length ±1.5mm.....	175/6.89
Width ±1.5mm.....	166/6.54
Container Height ±1.5mm.....	125/4.92
Total Height ±1.5mm.....	125/4.92
Application.....	Wheelchairs, Lawn Mowers, Electronic Medical Equipment, Golf-Carts, Electronic Vehicle.

EVP26-12 Battery discharge characteristics (25 °C/77 °F)



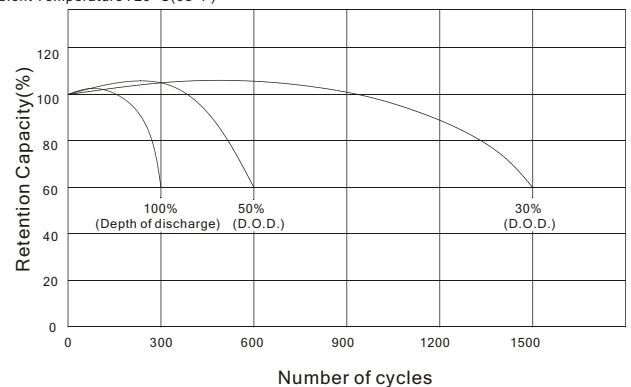
Battery Charging Characteristics

(Typical example of the charge characteristics for the cycle use)



Battery Life Characteristics of Cyclic Use

Testing Conditions : Discharge Current : 1C Amp (F.V. 1.60V/cell)
 Charging Current : 0.1C Amp
 Charging Volume : 120% of Discharge Capacity
 Ambient Temperature : 20 °C (68 °F)

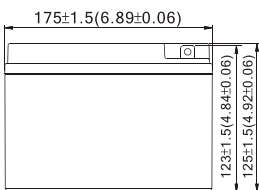
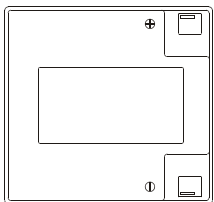


Charging Procedure

Application	Charging method	Charging Voltage at 20 °C (V/cell)	Temperature compensation coefficient of charging voltage (mV/°C/cell)	Max. charging current (CA)	Charging time 0.1CA, 20 °C (h)		Temp (°C) 0-40 (32-104°F)
					100% discharge	50% discharge	
For standby power Source	Constant voltage & Constant current charging (with current restriction)	2.25~2.30	-3	0.3	24	20	
For cycle service		2.40~2.50	-4	0.3	16	10	

*Temperature compensation of charging voltage is not needed, when using the batteries within 5 °C to 35 °C range.

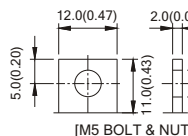
OUTER DIMENSIONS



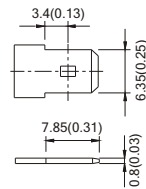
TERMINAL TYPE

mm (inch)

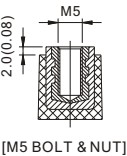
• Terminal B1



• Terminal T2



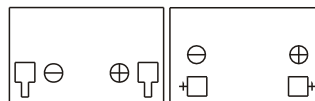
• Terminal I1



Constant power discharge characteristics at 25°C/77°F

Final Voltage	Discharge time								
	5Min	10Min	15Min	30Min	45Min	1Hr	3Hr	5Hr	10Hr
10.80V	1117	791	599	353	253	204	82	52.0	29.1
10.50V	1293	857	628	368	264	210	84	53.0	29.7
10.20V	1374	891	647	377	269	215	85	53.6	29.9
9.90V	1435	911	662	385	273	217	86	53.9	29.9
9.60V	1483	928	674	390	276	218	86.5	54.0	29.9

TERMINAL POSITION



B.B. BATTERY CO., LTD.

Web Site: <http://www.bb-battery.com>

USA:
 B&B BATTERY(USA) INC.
 6415 RANDOLPH ST.COMMERCE,
 CA,90040 U.S.A.
 TEL:1-323-278-1900-1-800-278-8599
 FAX:1-323-278-1268
 E-Mail:sales@bb-battery.com

EUROPE:
 B&B BATTERY(EUROPE) B.V.
 3 WIJNGAARDVELD, 9300 AALST,BELGIUM
 TEL:(00)32-53781567
 FAX:(00)32-53781567
 E-Mail:hansdevriese@bb-battery.com

CHINA FACTORY:
 B.B. BATTERY CO., LTD.
 CHENG DONG TRIAL AREA,HUANG GANG,
 RAOPING, GUANG DONG,CHINA,515700
 TEL:86-768-7601001-2
 FAX:86-768-7601469
 E-Mail:maggy@bb-battery.com

HONG KONG:
 NATIONAL TRADING LTD.
 TEL:852-2301-3800
 FAX:852-2739-1182
 E-Mail:bbhk@hkstar.com

JAPAN:
 B&B BATTERY(JAPAN) CO., LTD.
 1375-11 NARAHARA-MACHI,HACHIOJI,
 TOKYO 193-0803,JAPAN.
 TEL:81-426-25-6375
 FAX:81-426-25-6375
 E-Mail:miyata@bb-battery.com

TAIWAN:
 B.B. BATTERY(TAIWAN) CO., LTD.
 TEL:886-6-502-5150
 FAX:886-6-589-8087
 E-Mail:maggy@bb-battery.com

