



VRLA Rechargeable Battery

FTB110-12



FEATURES

- Absorbent Glass Mat technology for efficient gas recombination
- Thermally welded case-to-cover bond to ensure a leak-proof case
- Front accessible terminal for ease of assembly
- Carry handles for ease of installation
- Strengthened rib design to maintain structural integrity
- Flame-arrestor is installed to ensure safety
- Battery design allows for 48VDC configuration in a standard 23" rack
- One-way self-resealing safety valve for long life guarantee

APPLICATION

- Telecom
- UPS
- Broadband
- Electric Utility
- Railroad Signal
- Central Office



SPECIFICATIONS

Nominal Voltage	12 V
Nominal Capacity	110Ah @ 8 hour rate F.V.(1.75V/cell)
Approx. Weight	41.1Kg(90.6lbs.)
Terminals	L1 (M8 Male Stud)
Internal Resistance	≤ 3.0m Ω (Fully Charged)
Max. Discharge Current	800 A (5 sec.)
Max. Charge Current	27.5 A
Operating Temperature Range	Charge : 0°C~40°C(32°F~104°F) Discharge : -20°C~50°C(-4°F~122°F) Storage. : -20°C~40°C(-4°F~104°F)
Safety Valve	Opening pressure 10~35 kPa
Container Material	PP (UL94-HB)

ISO 9001	
ISO14001	
UL	
CE	
<ul style="list-style-type: none"> ● IEC60896 ● BS6290/4 ● GB/T 19638 ● Eurobat guide 	

DIMENSION(mm/inch)

OUTER DIMENSIONS

TERMINAL TYPE

Length

560.0±2.0 (22.03±0.08)

Width

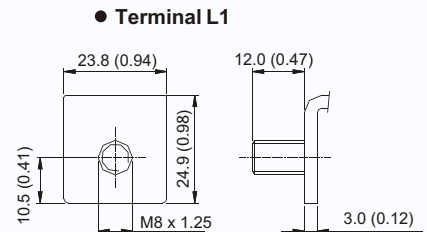
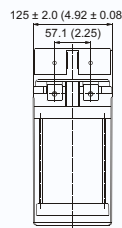
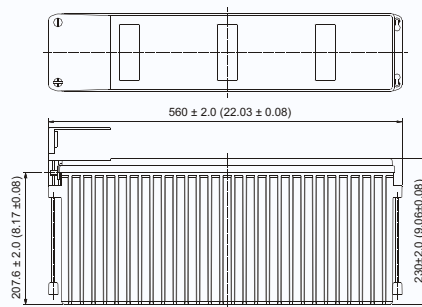
125.0±2.0 (4.92±0.08)

Container Height

207.6±2.0 (8.17±0.08)

Total Height

230.0±2.0 (9.06±0.08)



Terminal Hardware Initial Torque: 10.0Nm ±5%

Constant power discharge characteristics at 25 °C/77 °F

Unit: W

Discharge Time F.V. (V/cell)	30 Min	45 Min	1 Hr	2 Hr	3 Hr	4 Hr	5 Hr	8 Hr	10 Hr	20 Hr
1.90V	1226	895	712.1	433.7	322.6	255.6	213.6	145.20	118.44	62.88
1.85V	1348	978	791.9	477.5	352.5	279.6	232.8	157.10	128.76	68.40
1.80V	1433	1033	836.6	496.5	365.6	289.2	240.0	162.30	133.32	70.80
1.75V	1486	1068	856.5	505.9	370.4	294.0	244.8	165.00	134.64	72.00
1.70V	1519	1089	870.6	510.7	374.0	296.4	246.0	165.00	134.64	72.00
1.65V	1542	1104	882.4	515.4	377.6	298.8	247.2	165.00	134.64	72.00

Constant current discharge characteristics at 25 °C/77 °F

Unit: A

Discharge Time F.V. (V/cell)	30 Min	45 Min	1 Hr	2 Hr	3 Hr	4 Hr	5 Hr	8 Hr	10 Hr	20 Hr
1.90V	102.1	74.6	60.60	36.60	27.00	21.30	17.80	12.10	9.87	5.24
1.85V	113.5	82.1	67.40	40.30	29.50	23.30	19.40	13.09	10.73	5.70
1.80V	121.4	87.1	71.20	41.90	30.60	24.10	20.00	13.53	11.11	5.90
1.75V	125.9	90.0	72.90	42.70	31.00	24.50	20.40	13.75	11.22	6.00
1.70V	128.8	91.8	74.10	43.10	31.30	24.70	20.50	13.75	11.22	6.00
1.65V	130.6	93.1	75.10	43.50	31.60	24.90	20.60	13.75	11.22	6.00

All data shall be changed without prior notice, BB reserves the right to explain and update the information contained hereinto.